



Final Paper Preparation and Upload Instructions

IMBioC 2020, Toulouse

Christian Damm

Publication Chair

Contact: christian.damm@uni-ulm.de

Important Dates

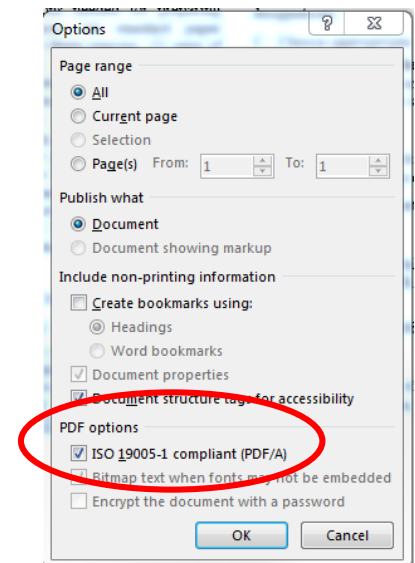
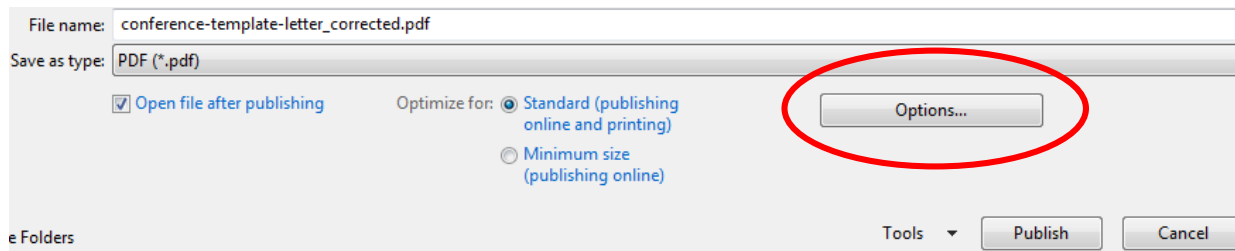
- Final manuscript submission **opens 7th of July 2020**
- Final manuscript submission **ends on 31st of July 2020**, there is no late submission possible
- You must complete the whole process described in this document before 31st of July 2020. Make sure to start early, to solve problems in the final manuscript preparation and submission as early as possible

- Conference Date: December 14th - 17th 2020, Toulouse, FRANCE
- Hopefully see you all there!

(Remember: Your paper must be presented, otherwise it will not be published in IEEE Xplore)

Prepare your manuscript

- Use the provided templates <https://imbio-ieee.org/authors/>
 - Word template has changed, please download and use latest version
 - LaTeX template is unchanged
- Make sure, that title, authors and affiliations are correct (Student papers: Delete Subtitle Tag, just use paper title)
- When you finally convert to PDF, you must **embed all fonts!**
- Hint: In MS Word select in the export options for producing the PDF: "ISO 19005-1 compliant (PDF/A)":



- Make sure your PDF is still **Letter** format not A4!

Name your PDF

- Name your file according to this scheme:

edasPaperNumber-TitleFirstWord-TitleSecondWord.pdf

- The edasPaperNumber is visible in EDAS in your paper details, shown in brackets before the paper title. It has 10 digits starting with 15706...

#104 (1570657565) *Test Paper LaTeX Template*

    bib

Property	Change Add	Value																				
Conference and track		2020 IEEE MTT-S International Microwave Biomedical Conference (IMBioC) - 2020 IEEE MTT-S International Microwave Biomedical Conference (IMBioC)																				
Authors		<table border="1"><thead><tr><th>Drag to change order</th><th>Name</th><th>ID</th><th>Edit</th><th>Flag</th><th>Affiliation (edit for paper)</th><th>Email</th><th>Country</th><th>Email</th><th>Delete</th></tr></thead><tbody><tr><td>#</td><td>Christian Damm</td><td>1036979</td><td></td><td></td><td>Ulm University, Germany</td><td>christian.damm@uni-ulm.de</td><td>Germany</td><td></td><td></td></tr></tbody></table>	Drag to change order	Name	ID	Edit	Flag	Affiliation (edit for paper)	Email	Country	Email	Delete	#	Christian Damm	1036979			Ulm University, Germany	christian.damm@uni-ulm.de	Germany		
Drag to change order	Name	ID	Edit	Flag	Affiliation (edit for paper)	Email	Country	Email	Delete													
#	Christian Damm	1036979			Ulm University, Germany	christian.damm@uni-ulm.de	Germany															
Title	Only the chairs (ieeeimboc2020-chairs@edas.info) can edit:	<i>Test Paper LaTeX Template</i>																				

- From the example above: name PDF file "1570657566-Test-Paper.pdf" (without quotation marks)

Check your manuscript for IEEE compliance I

- Go to <https://www.pdf-express.org>
- Create your personal account using Site ID: **47321XP**
 - Log into your account
 - Create new title
 - Submit file for checking (you have 10 checks)

Refresh File Status

<u>Paper ID</u>	<u>Paper Title</u>	
PDFeXpID6504055	Test Paper	
	Status*:	PDF Passed PDF Check; PDF is IEEE <i>Xplore</i> -compatible
	PDF Checks:	3 of 10
	Source File Conversions:	0 of 20
OPTIONS:	Try Again	Approve for Collection

- After Upload: “Press Refresh File Status” Button above table
- Retry refresh until PDF has been checked
- Status must read "PDF Passed PDF Check; PDF is IEEE Xplore-compatible“

If your manuscript fails

- Check the Error Report, and try the solutions

Refresh File Status

<u>Paper ID</u>	<u>Paper Title</u>	
PDFeXpID6504055	Test Paper	
Status*:	Failed PDF Check, use PDF Check report to find problem(s), and then get solutions .	
PDF Checks:	5 of 10	
Source File Conversions:	0 of 20	
OPTIONS:	Try Again	Request Technical Help

- Click “PDF Check report” and read it carefully
- Additionally you can click “get solutions and solve” if you do not know how to solve your compatibility problems

If you cannot fix your PDF file

- Instead of uploading your PDF, you can upload your “.doc” / “.docx” / LaTeX source file and let PDF-eXpress convert it for you

File Upload Results

- If you submitted a file for conversion, a PDF will be sent to you shortly via email. This PDF will also be available through your account. In addition, you will receive an email confirming receipt of your source file or archive.
- If you submitted a PDF it is being checked against the latest IEEE *Xplore* requirements for PDF. The results will be sent via email shortly. You will also receive an email confirming receipt of your PDF.

File Details	
Filename:	conference-template-letter_corrected.docx
Size in bytes:	30942
Content Type:	application/vnd.openxmlformats-officedocument.wordprocessingml.document

- You will receive your converted PDF via Email

Download your approved file you need this file for EDAS upload

- Download your approved file by clicking the title

<u>Paper ID</u>	<u>Paper Title</u>	
PDFeXpID6504015	Test Paper	
	Status*:	PDF Passed PDF Check; PDF is IEEE Xplore-compatible
	PDF Checks:	3 of 10
	Source File Conversions:	0 of 20
OPTIONS:	Try Again	Approve for Collection

- Or download the file converted from your source file

<u>Paper ID</u>	<u>Paper Title</u>	
PDFeXpID650861	Submit your latex/word source file for conversion	
	Status*:	File(s) Converted--PDF available
	PDF Checks:	0 of 10
	Source File Conversions:	1 of 20
OPTIONS:	Try Again	Approve for Collection or Get Help for this Conversion

Approve your file as final for collection

- VERY IMPORTANT: Now click the “Approve for Collection link”

<u>Paper ID</u>	<u>Paper Title</u>	
PDFeXpID6504055	Test Paper	
	Status*:	PDF Passed PDF Check; PDF is IEEE <i>Xplore</i> -compatible
	PDF Checks:	3 of 10
	Source File Conversions:	0 of 20
OPTIONS:	Try Again	Approve for Collection

<u>Paper ID</u>	<u>Paper Title</u>	
PDFeXpID6508615	Submit your latex/word source file for conversion	
	Status*:	File(s) Converted--PDF available
	PDF Checks:	0 of 10
	Source File Conversions:	1 of 20
OPTIONS:	Try Again	Approve for Collection or Get Help for this Conversion

- This is final afterward, you cannot change your PDF anymore

Rename your **APPROVED** file you just downloaded

- Name your file according to this scheme with your PaperNumber and the first two words of your paper title:

edasPaperNumber-TitleFirstWord-TitleSecondWord.pdf

- The edasPaperNumber is visible in EDAS in your paper details, shown in brackets before the paper title. It has 10 digits starting with 15706...



#104 (1570657565): Test Paper LaTeX Template

✎ 🗑️ 🔄 📄 bib

Property	Change Add	Value																				
Conference and track		2020 IEEE MTT-S International Microwave Biomedical Conference (IMBioC) - 2020 IEEE MTT-S International Microwave Biomedical Conference (IMBioC)																				
Authors	✎ 🗑️	<table border="1"><thead><tr><th>Drag to change order</th><th>Name</th><th>ID</th><th>Edit</th><th>Flag</th><th>Affiliation (edit for paper)</th><th>Email</th><th>Country</th><th>Email</th><th>Delete</th></tr></thead><tbody><tr><td>⋮</td><td>Christian Damm</td><td>1036979</td><td>✎</td><td></td><td>Ulm University, Germany</td><td>christian.damm@uni-ulm.de</td><td>Germany</td><td>✎</td><td>🗑️</td></tr></tbody></table>	Drag to change order	Name	ID	Edit	Flag	Affiliation (edit for paper)	Email	Country	Email	Delete	⋮	Christian Damm	1036979	✎		Ulm University, Germany	christian.damm@uni-ulm.de	Germany	✎	🗑️
Drag to change order	Name	ID	Edit	Flag	Affiliation (edit for paper)	Email	Country	Email	Delete													
⋮	Christian Damm	1036979	✎		Ulm University, Germany	christian.damm@uni-ulm.de	Germany	✎	🗑️													
Title	Only the chairs (ieeeimboc2020-chairs@edas.info) can edit.	Test Paper LaTeX Template																				




- From the example above: Name PDF file "**1570657566-Test-Paper.pdf**" (without quotation marks)
- Now you are ready for submission in EDAS

Upload your **approved** file in EDAS

- Login to your EDAS account
 - Go to “My papers”
 - Make sure that all meta data (Title, authors, affiliations, abstract) in the system is identical to your final manuscript, if not correct it
 - Click the final manuscript upload button

Conferences containing my papers

Only papers from conferences that have not ended are shown, but you can also see [all papers](#). Dates listed are deadlines for submitting manuscripts for registered papers. You can only upload papers that have at least one author.

Conference	Paper title (details)	Status	Edit	Add and delete	Withdraw	Session	Copyright	Visa	final manuscript
IEEE IMBioC 2020	<i>Test Paper LaTeX Template</i>	Accepted					©	--	 until Jun 24, 2020 17:59:59 EDT

- Now upload your **IEEE APPROVED PDF** which you have **downloaded** and **renamed** appropriately

Fill out IEEE copyright

- First you have to go through the IEEE electronic copyright process by clicking the link at the bottom

My... »My papers »Upload manuscript for #1570657565: Test Paper LaTeX Template

Upload manuscript for #1570657565: *Test Paper LaTeX Template*



Register paper

Add authors

Upload review manuscript

You can now upload your **final manuscript** for *Test Paper LaTeX Template* until [Jul 31, 2020 17:59:59 EDT](#).

You can upload the following file types: PDF.

To convert other file formats, such as Microsoft Word, to PDF, you can use online services. Examples include [Adobe](#), [PDFonline](#) or [FreePDFConvert](#). There is also free or cheap software that installs as a printer driver and performs that conversion, including [PrimoPDF](#).

Files larger than 200 MB need to be uploaded via Google Drive or Dropbox links.



Authors must first **upload or fill out** the IEEE copyright form.

IEEE electronic copyright submission

- You must use the electronic copyright process by clicking the “IEEE Copyright Submission” button, there is no alternative copyright form

Record copyright form for #1570657565: *Test Paper LaTeX Template*



Click on the button below to visit the IEEE web site that allows you to submit your copyright form electronically.

[IEEE Copyright Submission](#)

The form upload below is only for unusual cases such as institution-specific copyright arrangements. Do *not* upload the paper!

File name for scanned copyright form (not the paper!)

No file chosen

Special copyright stamp

IEEE electronic copyright submission

- You are transferred too IEEE copyright website, follow the instructions by clicking “Start”

IEEE Publication Agreement



Welcome

- **The following steps will lead you through the process of either transferring copyright or licensing publishing rights to IEEE.**

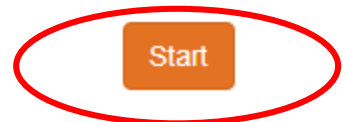
STEP 1: Confirm article information.

STEP 2: Confirm article originality and signing authority.

STEP 3: Select the appropriate publishing agreement.

STEP 4: Sign the publication agreement.


STEP 5: Download the signed publication agreement.






Now upload your final manuscript

- Now you can upload your PDF-eXpress **approved** file which you downloaded earlier
- Remember: It must be named **edasPaperNumber-TitlesFirstWord-TitlesSecondWord.pdf**

Upload manuscript for #15706



 Register paper  Add authors  Upload review manuscript

You can now upload your **final manuscript** for *Single-substrate Microfluidic Systems on PET Film for mm-Wave Sensors* until Jul 31, 2020 17:59:59 EDT.

You can upload the following file types: PDF.

To convert other file formats, such as Microsoft Word, to PDF, you can use online services. Examples include [Adobe](#), [PDFonline](#) or [FreePDFConvert](#). There is also free or cheap software that installs as a printer driver and performs that conversion, including [PrimoPDF](#).

Files larger than 200 MB need to be uploaded via Google Drive or Dropbox links.

The file you are uploading should not be longer than 4 pages.

Send email notification to authors

File name No file chosen

or, alternatively, URL for file (e.g., Dropbox, Box or Google Drive; do not use directory URLs)

Congratulations, you are done!

- That's it, you are done
- In case of problems, please read and follow the instructions carefully before contacting the conference team
- Only if you followed all instructions and still encounter problems in the submission process, please contact the Publication Chair

Christian Damm

christian.damm@uni-ulm.de